

Rodica  
DINESCU

Daniela  
STOICA


Carmen  
MINULESCU

# Caiet de scriere




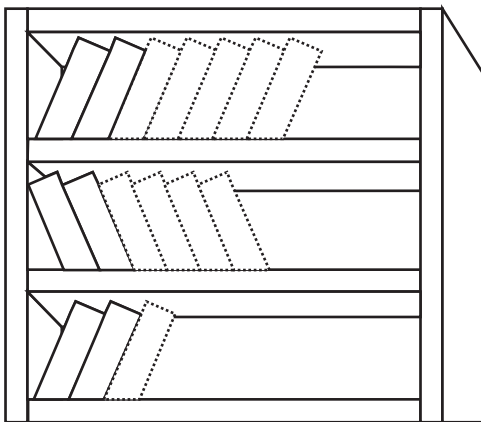
Clasa I

Partea 1



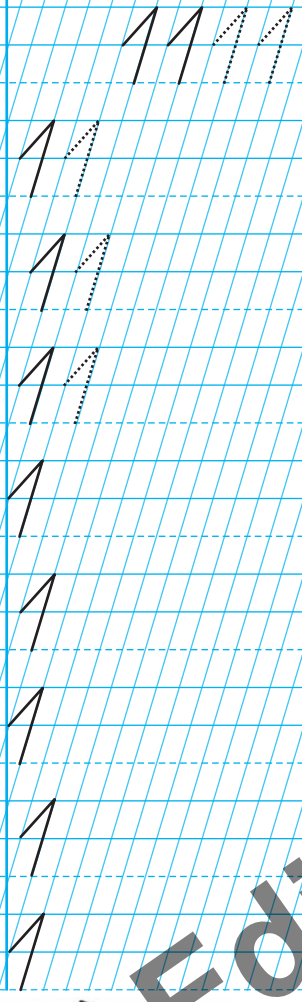


© Editura CARMINIS

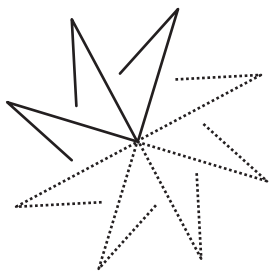
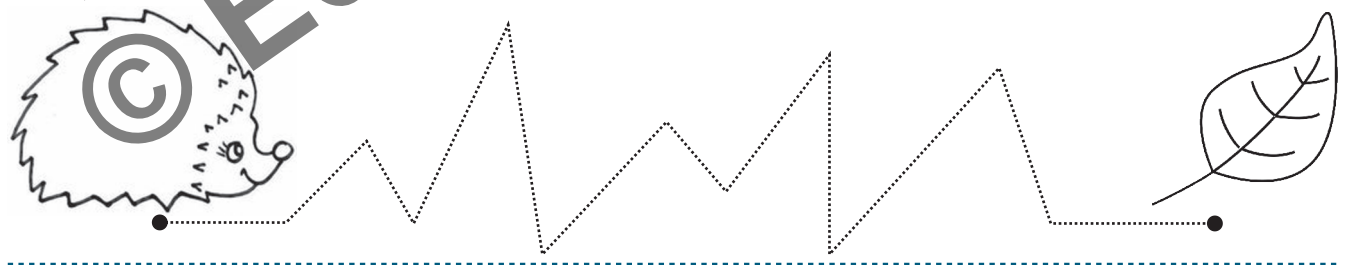




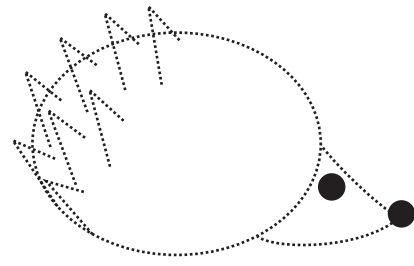
1



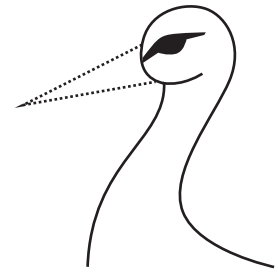
Editura CARMINIS




○ ○ ○ ○ ○ ○ ○ ○ ○ ○



— —



— —



u l r r

u l l l l l

u l

u l l l l l

l l

r r r r r r

r r

r r r r r r

r r

✿ Continuă fiecare șir, respectând modelul.

a) u l l l l l

b) r r r r

c) r r l l

d) u l r r

e) u l r r



~ ~

~ ~ ~ ~

~ ~

~ ~ ~ ~ ~ ~

~ ~

~ ~ ~ ~

~ ~ ~ ~

~ ~ ~ ~ ~ ~


~ ~ ~

~ ~ ~ ~

~ ~ ~ ~ ~ ~



© Editura CARMINIS





rl

rrr

rr

rr

rlrl


eeeeeeee

llllll


elelele

lelelele

1. Decorează covorul.



2. Stabilește ordinea corectă a activităților zilnice.



1



f 7 L

f f f f f

f f

7 7 7 7 7

7 7

L L L L L

L L

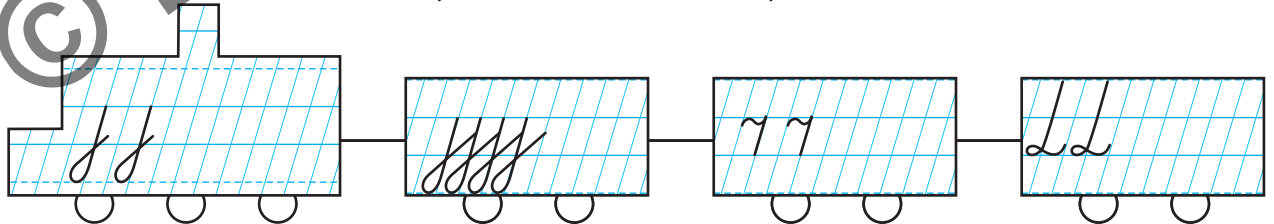
f 7 L

f 7 L

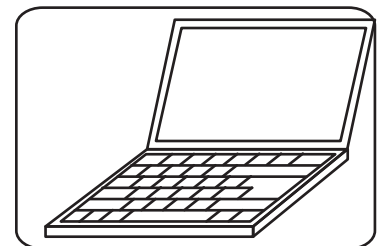

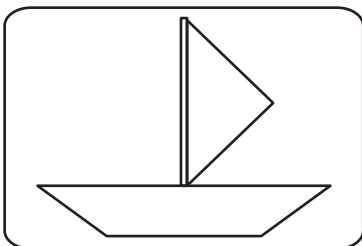
f 7 L

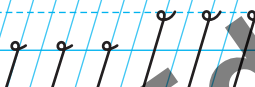
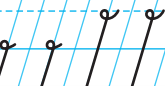
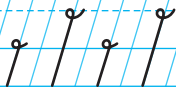
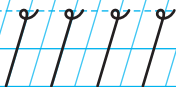
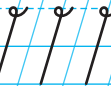
f 7 L

1. Decorează locomotiva și vagoanele trenulețului, respectând modelul.





2. Folosind culori diferite, scrie semnele grafice învățate astăzi doar în interiorul mijloacelor de transport.





© Editura CARMINIS





ooo

oooo

oooo

oooo

ooo

oooo

ooo


o

oo


oooooo

ooooo


© Editura CARMINIS



— — —



— —



— —

# SĂ REPETĂM!

✿ Scrie după model.

//

// //

11

ll

rr

rr

rr

rr

ll ll

oo

oo

o

© Editura CARMINIS

## EVALUARE

1. Scrie semnele grafice învățate.

2. Continuă fiecare șir, respectând modelul.

a)

b)

c)

d)

3. Colorează caseta care conține litera cu care începe fiecare cuvânt.



c o a



b n m



c e f



p d b

AUTOEVALUARE

	FB	B	S
1	Semnele grafice sunt scrise corect.	Semnele grafice sunt scrise cu 1-3 greșeli.	Semnele grafice sunt scrise cu mai mult de 3 greșeli.
2	Toate șirurile sunt corecte.	3 șiruri sunt corecte.	2 șiruri sunt corecte.
3	4 litere sunt colorate corect.	3 litere sunt colorate corect.	2 litere sunt colorate corect.

Am terminat! Acum sunt 😊 😐 😞.

**ȘTIU MAI MULT!**

❁ Scrie o propoziție formată din patru cuvinte.

ol

a



a a a

a a





aaa aaa

1. Încercuiește literele „a” și „a”:

alună, arc, arici, bunica, acadea, amar, cămașa

țară, ac, mare, Mariana, Radu

2. Frunzele de mai jos au căzut din copaci. Decorează-le cu litera „a” și apoi colorează-le.



St

A



A A A

A A

A

a A

✿ Subliniază cuvintele scrise corect și transcrie literele învățate.

• Aura / aura

• Austria / austria

A a

• alina / Alina

• avion / Avion

m m m

m



m m

m

m

ma

am


Am

1 Transcrie: am, mama, Am.

Am




Am



Am



2.



masa



magazin



Toma

m m m

M M

M

M M

M

M

mama



mama

a A m M

Am



Am




Maria



Marian



Melania



Mara

Ma••a

u u

u



u u u u

u u


mu

au,

ma,

au, am, mama,

Au!



❁ Desenează obiecte a căror denumire să conțină sunetul „u“:  
la început                      la mijloc                      la sfârșit


u u

u

u u u

u

u u u




uuu!

1. A M U

am, au, mama, muma



2. Am mu... mu...



Uma a.. u. .u.

nn

n



n n n

n n

Ama

un

nu

una

1. Separă și transcrie corect.



Amunan. →

2. Barează ce este greșit și apoi copiază forma corectă.

• unu/~~unu~~ →

~~unu~~

• nama/mama →

• ana/Ana →

• mana/mama →

nr

nr



nr nr nr

nr nr

nr

Nana

Nanu

Naum

1. Ordonează cuvintele și scrie propoziția.

am, Nu, an, un. →

2. Scrie literele care lipsesc și citește ce ai obținut.

a e

a r

n a

u r

i c

a i

a n

m a

M a